

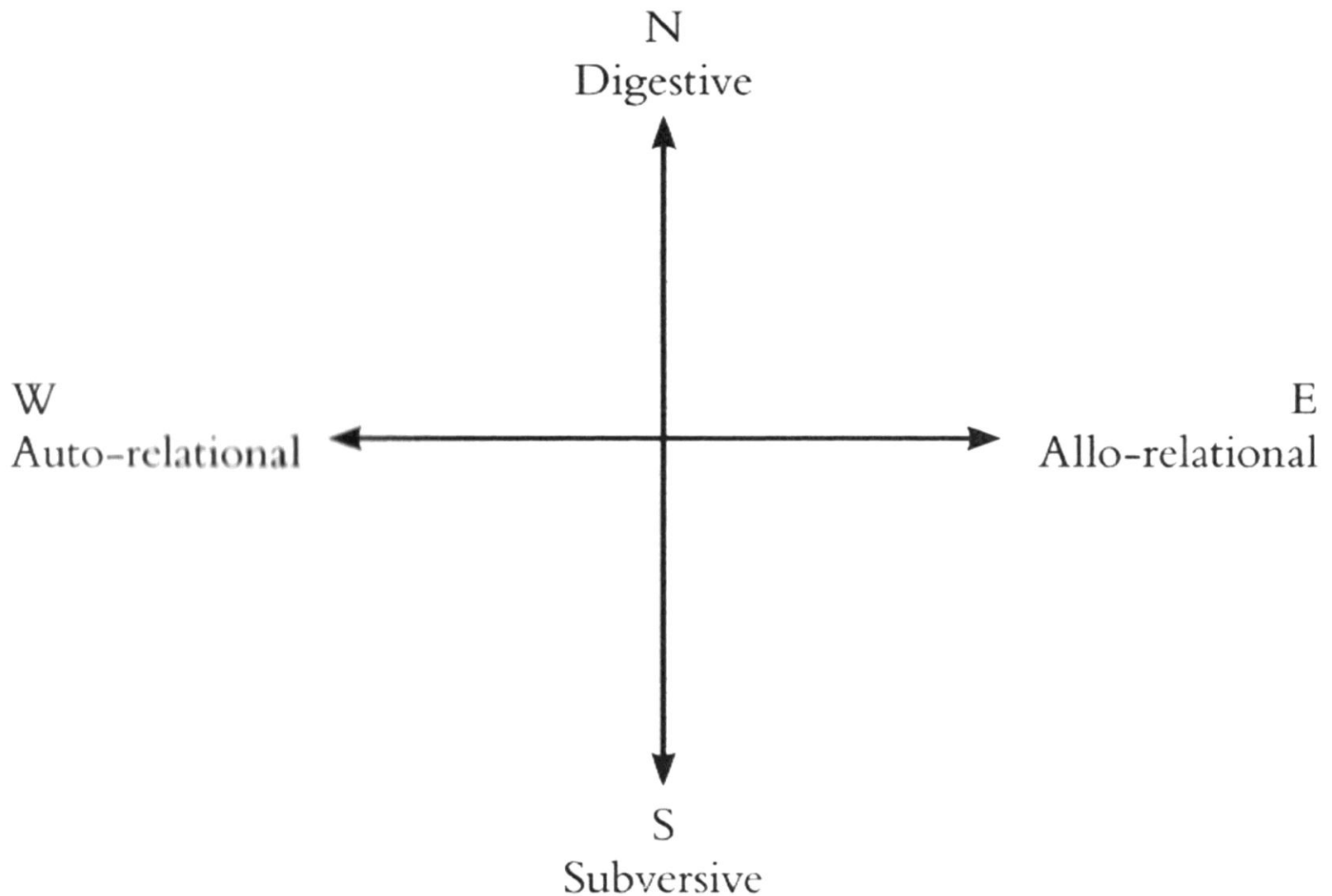
Sustainability, community action and social media (what if no one turns up...?)

Ben Jones

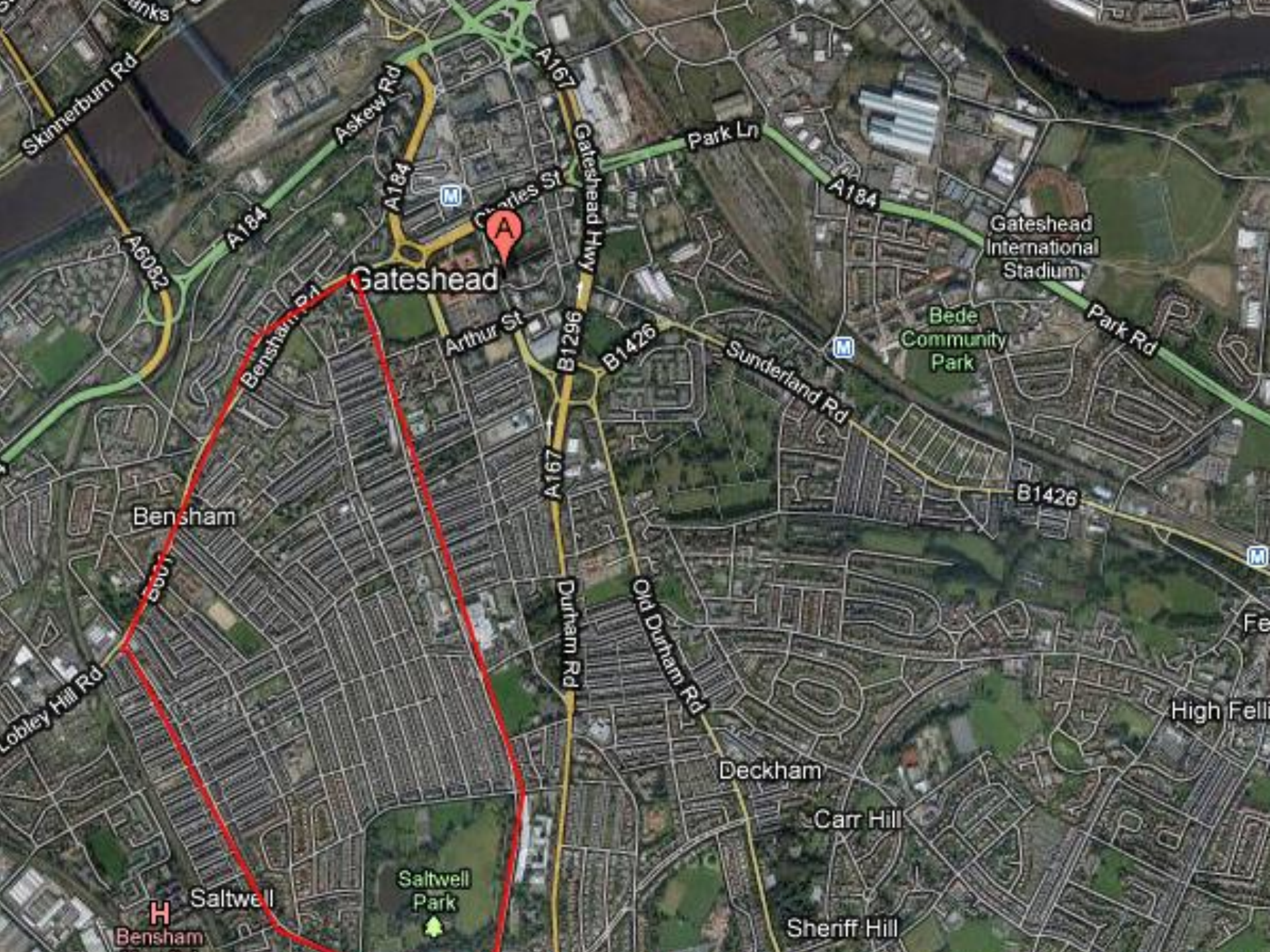


difference between symbolic and actual practice. Where both are political and socially motivated, yet symbolic practice acts 'through the representation of ideas and issues' at a metaphorical level rather than true social engagement.

Pablo Helguera (2011), 'Education for Socially Engaged Art', Jorge Pinto Books



Gielen, P (2011) 'Mapping Community Art' in De Bruyne P and Gielen, P (ed.),
'Community Art: The Politics of Trespassing'



Skinnerburn Rd
A6062

Askew Rd
A184

Charles St
A167
Gateshead Hwy

Park Ln
A184

Gateshead International Stadium

Bensham Rd
Gateshead

Arthur St
B1296

Sunderland Rd
B1426

Bede Community Park
Park Rd

Bensham

Lobley Hill Rd

Durham Rd
A167

Old Durham Rd

B1426

High Fell

Deckham

Carr Hill

Sheriff Hill

Bensham
Saltwell

Saltwell Park



Corner building with arched doorways and display windows.

Archway 1: [http://www.1000flowers.com](#)

Archway 2: [http://www.1000flowers.com](#)

Display Window 1: [http://www.1000flowers.com](#)

Display Window 2: [http://www.1000flowers.com](#)

Row of terraced houses with colorful window displays.

House 1: Yellow curtains

House 2: Pink curtains

House 3: Green curtains

House 4: Blue curtains

House 5: Pink curtains

House 6: Blue curtains

House 7: Pink curtains

House 8: Blue curtains

House 9: Pink curtains

House 10: Blue curtains

House 11: Pink curtains

House 12: Blue curtains

House 13: Pink curtains

House 14: Blue curtains

House 15: Pink curtains

House 16: Blue curtains

House 17: Pink curtains

House 18: Blue curtains

House 19: Pink curtains

House 20: Blue curtains



***Bensham &
Saltwell***

Cooks...

***Bensham &
Saltwell***

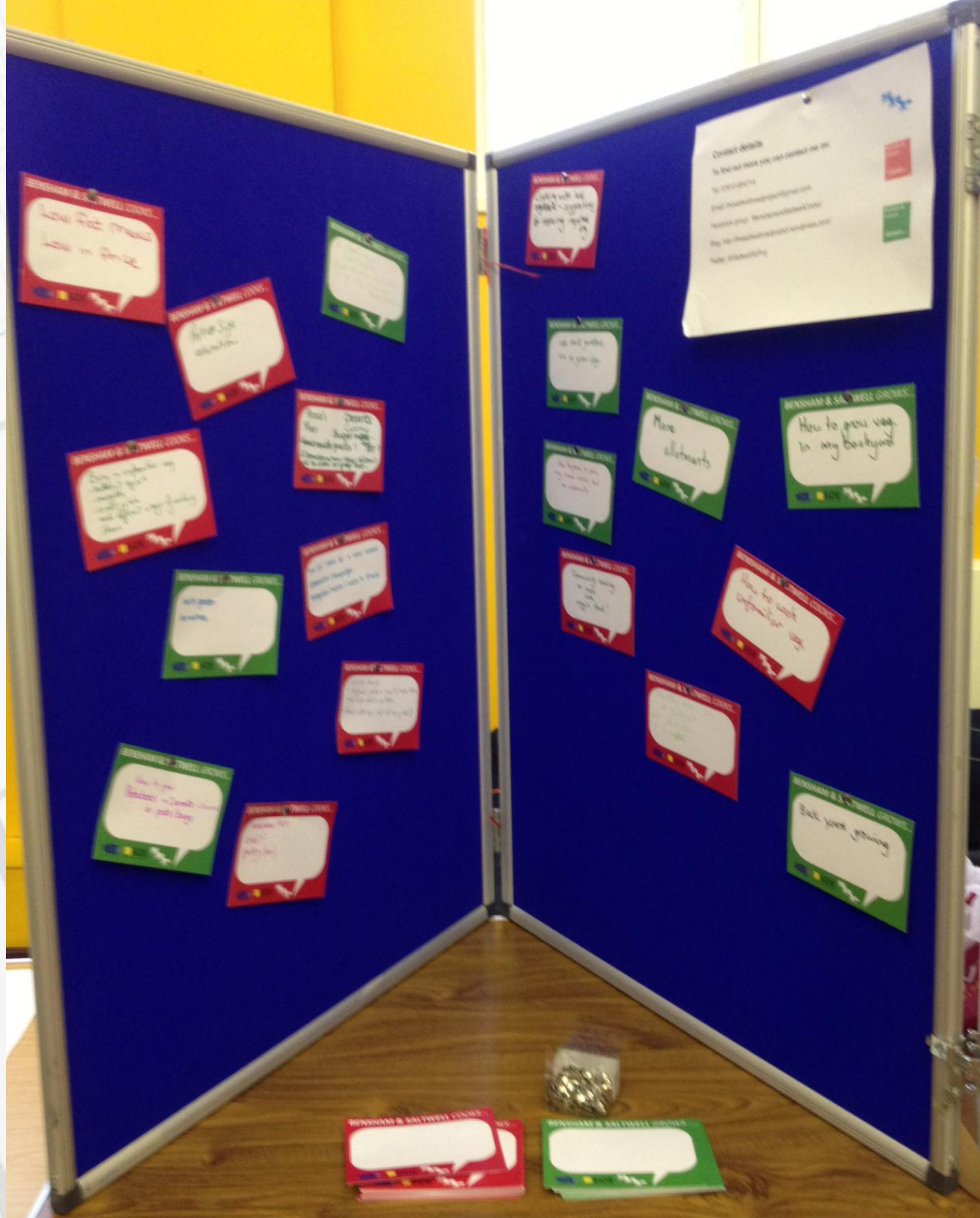
GROWS...



Image credit: St. Chad's Community Project, 2013







Pennyham & SA Wellbeing
Local Free Financial
Advice Service

Pennyham & SA Wellbeing
Local Free Financial
Advice Service

Pennyham & SA Wellbeing
Local Free Financial
Advice Service

Pennyham & SA Wellbeing
Local Free Financial
Advice Service

Pennyham & SA Wellbeing
Local Free Financial
Advice Service

Pennyham & SA Wellbeing
Local Free Financial
Advice Service

Pennyham & SA Wellbeing
Local Free Financial
Advice Service

Pennyham & SA Wellbeing
Local Free Financial
Advice Service

Pennyham & SA Wellbeing
Local Free Financial
Advice Service

Pennyham & SA Wellbeing
Local Free Financial
Advice Service

Pennyham & SA Wellbeing
Local Free Financial
Advice Service

Pennyham & SA Wellbeing
Local Free Financial
Advice Service

Pennyham & SA Wellbeing
Local Free Financial
Advice Service

Pennyham & SA Wellbeing
Local Free Financial
Advice Service

Pennyham & SA Wellbeing
Local Free Financial
Advice Service

Pennyham & SA Wellbeing
Local Free Financial
Advice Service

Pennyham & SA Wellbeing
Local Free Financial
Advice Service

Pennyham & SA Wellbeing
Local Free Financial
Advice Service

Contact Details
To find out more you can contact us on:
Tel: 01753 881114
Email: financialadvice@pennyham.org.uk
Facebook: [Pennyham Wellbeing](https://www.facebook.com/PennyhamWellbeing)
Web: <http://www.pennyhamwellbeing.org.uk>
Twitter: @PennyhamWellbeing

Pennyham & SA Wellbeing
Local Free Financial
Advice Service

Pennyham & SA Wellbeing
Local Free Financial
Advice Service

Spiced butternut squash with cous-cous

For the squash

- 1 large squash, peeled and cut into chunks
- 2 tbsp olive oil
- ½ tsp cumin
- 1 tsp coriander
- ¼ tsp cayenne
- Salt and pepper



Method

- 1) Preheat oven to 200c
- 2) Toss squash in with all the other ingredients on a baking tray
- 3) Roast for around 45 minutes or until soft and starting to brown

For the cous-cous

- 500g cous cous
- 1 vegetable stock cube
- 1 tsp cinnamon
- 2 tsp turmeric



- 100g dried chopped fruit
- 2 red onions, sliced
- Rapeseed oil
- Zest and juice of a lemon
- One bunch coriander
- 1 tsp sugar



Method

- 1) Put the cous cous, fruit, turmeric, cinnamon and stock cube in a bowl
- 2) Boil 500g water and pour over the cous cous; cover and leave for five minutes
- 3) Mix the onions with the sugar, pour over some boiled water and steep for ten minutes
- 4) Drain the onions, pat dry and mix through the cous cous with the lemon zest and juice, 2 tbsp of rapeseed oil and a little salt and pepper.
- 5) Roughly chop the coriander and sprinkle on the top

Dahl

- 1 tbsp oil
- 100g diced onion
- 1 clove finely chopped garlic
- 1 tbsp finely chopped ginger
- 200g red lentils
- ½ ltr veg stock
- 1 tsp cumin
- 1 tsp coriander
- 1 tsp turmeric
- ¼ tsp cinnamon
- 1 cardamom pod
- ¼ tsp cayenne
- 2 tbsp tomato puree
- 1 tsp salt




Method

- 1) Soften the onion, garlic and ginger over a gentle heat
- 2) Add the spices and cook for a further minute
- 3) Add the lentils and tomato puree followed by the veg stock
- 4) Bring to the boil then allow to simmer until the lentils are soft
- 5) Season to taste and correct the consistency

Baba Ganoush

- 2 aubergines, peeled and chopped
- Rapeseed oil
- ¼ tsp turmeric
- ¼ tsp coriander
- ¼ red onion, sliced
- 2 cloves garlic, chopped
- Fresh coriander

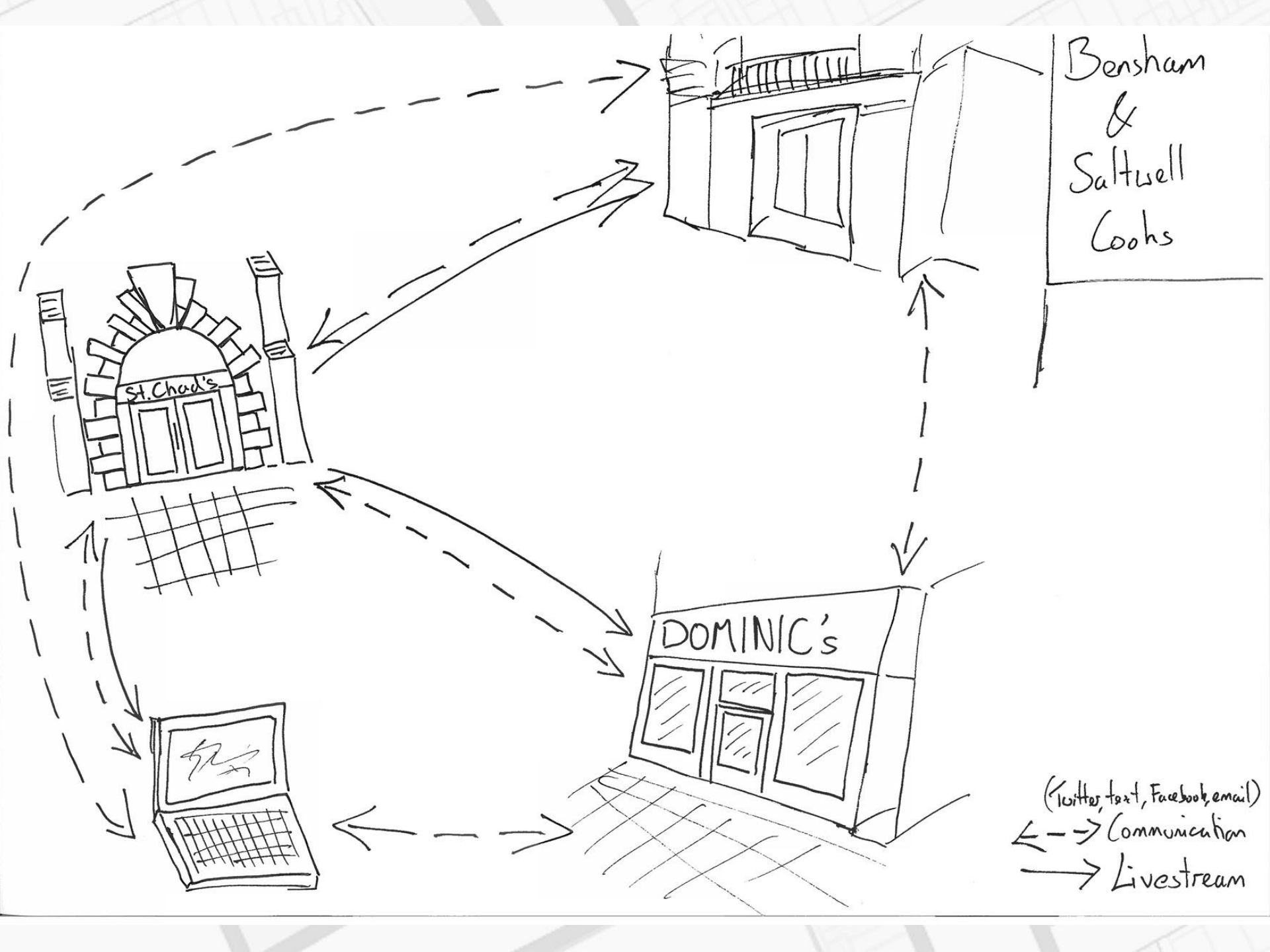


Method

- 1) Heat some oil in a pan then add the aubergine, onion and the spices.
- 2) Cook until softened then add the garlic and cook for a couple more minutes.
- 3) Blend to form a chunky dip and serve with some chopped coriander on top

All ingredients were bought locally. To find out where go to the 'Saltwell Road Project' website or use the 'QR code' to the right to get online using your mobile phone.





Bensham
&
Saltwell
Cochs

St. Chad's

DOMINIC'S

[Signature]

(Twitter, text, Facebook, email)
←--→ Communication
→ Livestream

- Following >
- Followers >
- Favorites >
- Lists >



Who to follow · Refresh · View all



Tyne Theatre @TheTyneTheatre
Followed by WindMillHillsCentre a...
[Follow](#)



What's On 4 Me NE @WhatsOn4...
Followed by dot to dot and others
[Follow](#)

Popular accounts · Find friends

- Trends · Change
- #RIPLarryShippers
 - #5YearsOfJLS
 - #dem5sosmoments



Saltwell Rd Project

@SaltwellRdProj

The Saltwell Road Project (SRP) is by and for the community of Saltwell, Gateshead with the aim of creating a space for creative ideas and solutions.

Gateshead · thesaltwellroadproject.wordpress.com

172 TWEETS 170 FOLLOWING 136 FOLLOWERS [Message] [Edit profile](#)

Tweets

- 

Saltwell Rd Project @SaltwellRdProj 3 Aug
Thanks for following. Get in touch if you enjoyed the recipes and let me know what you think #BandSCooks #saltwellrdproj #bensham
[View conversation](#)
- 

Saltwell Rd Project @SaltwellRdProj 3 Aug
Short crust pastry pasties #BandSCooks #SaltwellRoadProj #Bensham pic.twitter.com/KOzVJm3Yas
[View photo](#)
- 

Saltwell Rd Project @SaltwellRdProj 3 Aug
Suet dumplings #BandSCooks #SaltwellRoadProj #Bensham pic.twitter.com/u4NCcqFlg8
[View photo](#)
- 

Saltwell Rd Project @SaltwellRdProj 3 Aug
Leave to rest for 20 minutes. Can use with different fillings #BandSCooks #SaltwellRoadProj #Bensham
[Expand](#)



'Issue based creative clusters' (IBCC) in
relation to community groups working
below the digital divide and in isolation.

Schaefer K, Thompson S & Wakeford T (2012) 'Connected Communities,
Harnessing Creative Clusters to Civil Society and the Digital Economy'



Lindwell Hills Allotment

Gateshead Library Community Garden
Hands on: Local Materials.
Free event at Shipley Art Gallery 11-4 pm
All things made in Gateshead.



Bensham Road

Last Updated by [Ben](#) on Apr 11



This grass area is approximately 60 by 16 metres in size. Its current use is a small park with benches and a large public art work, Colin Rose's 'Window' a large-scale stainless steel sculpture. It is sited next to the Wickham House pub on Bensham Road

[Directions](#) [Search nearby](#) [Save to map](#) [more](#)

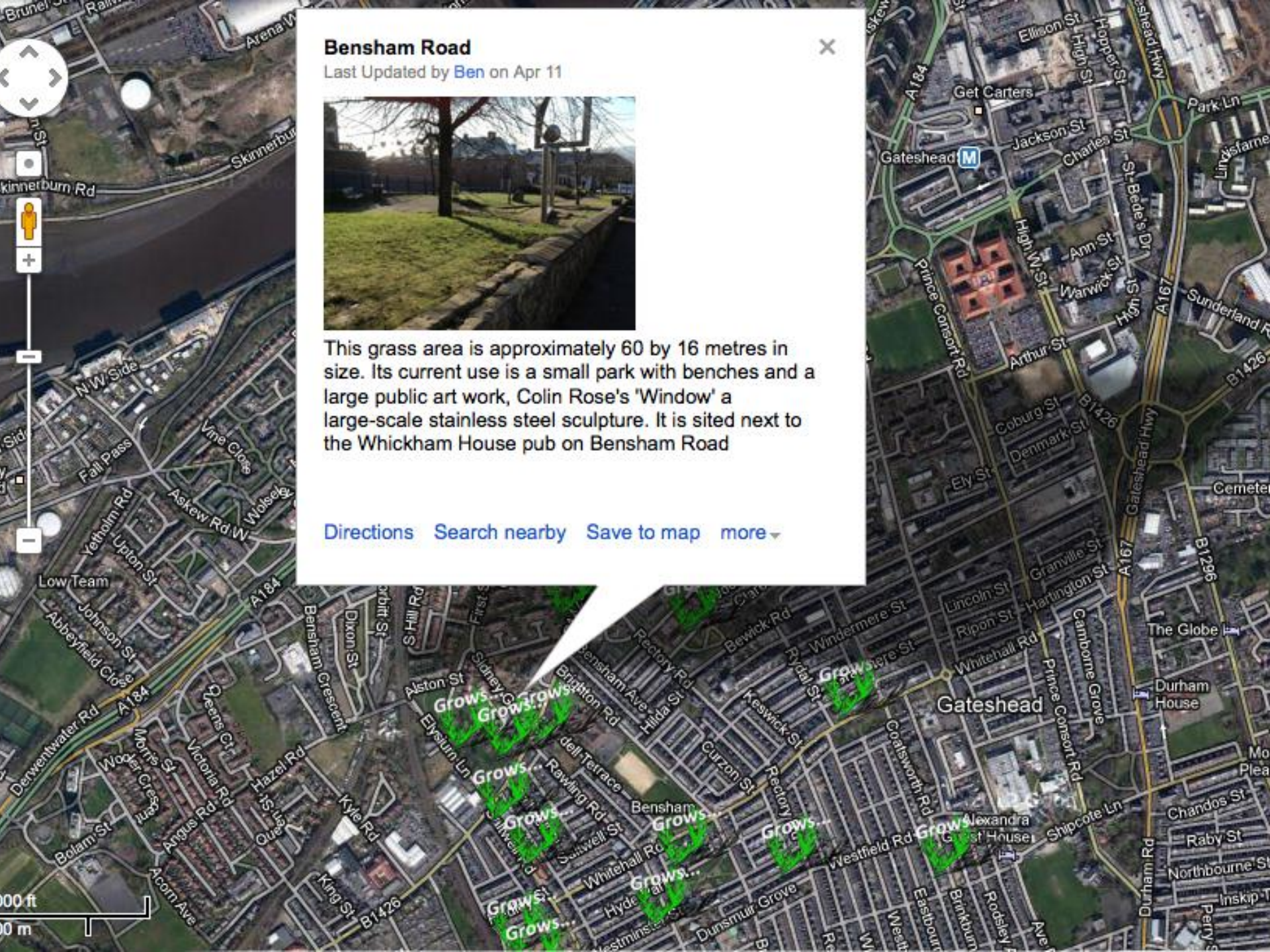


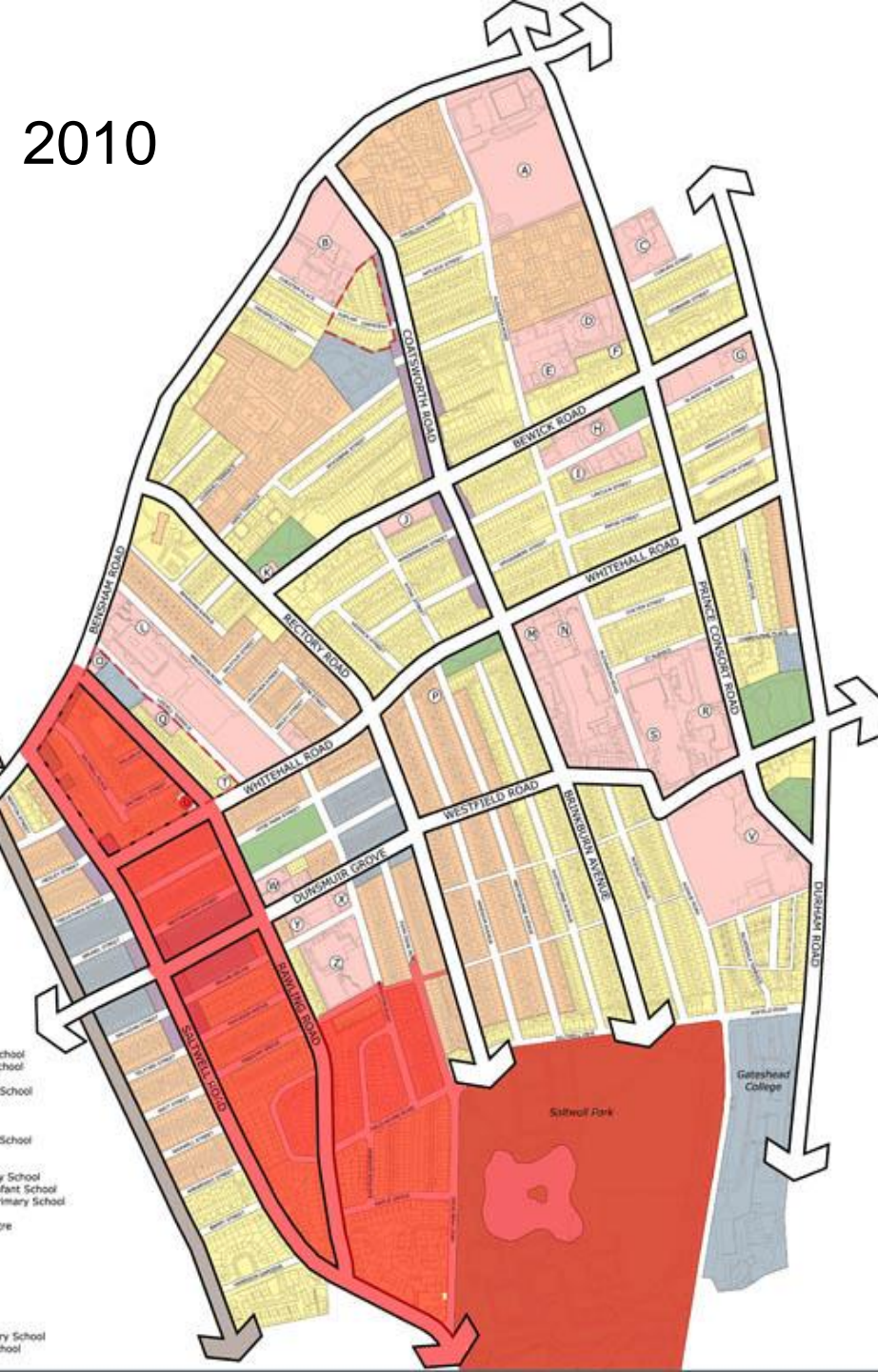


Image credit: Panganai Svtowa, 'the 4Cs, Climate Change Community Champions', 2013

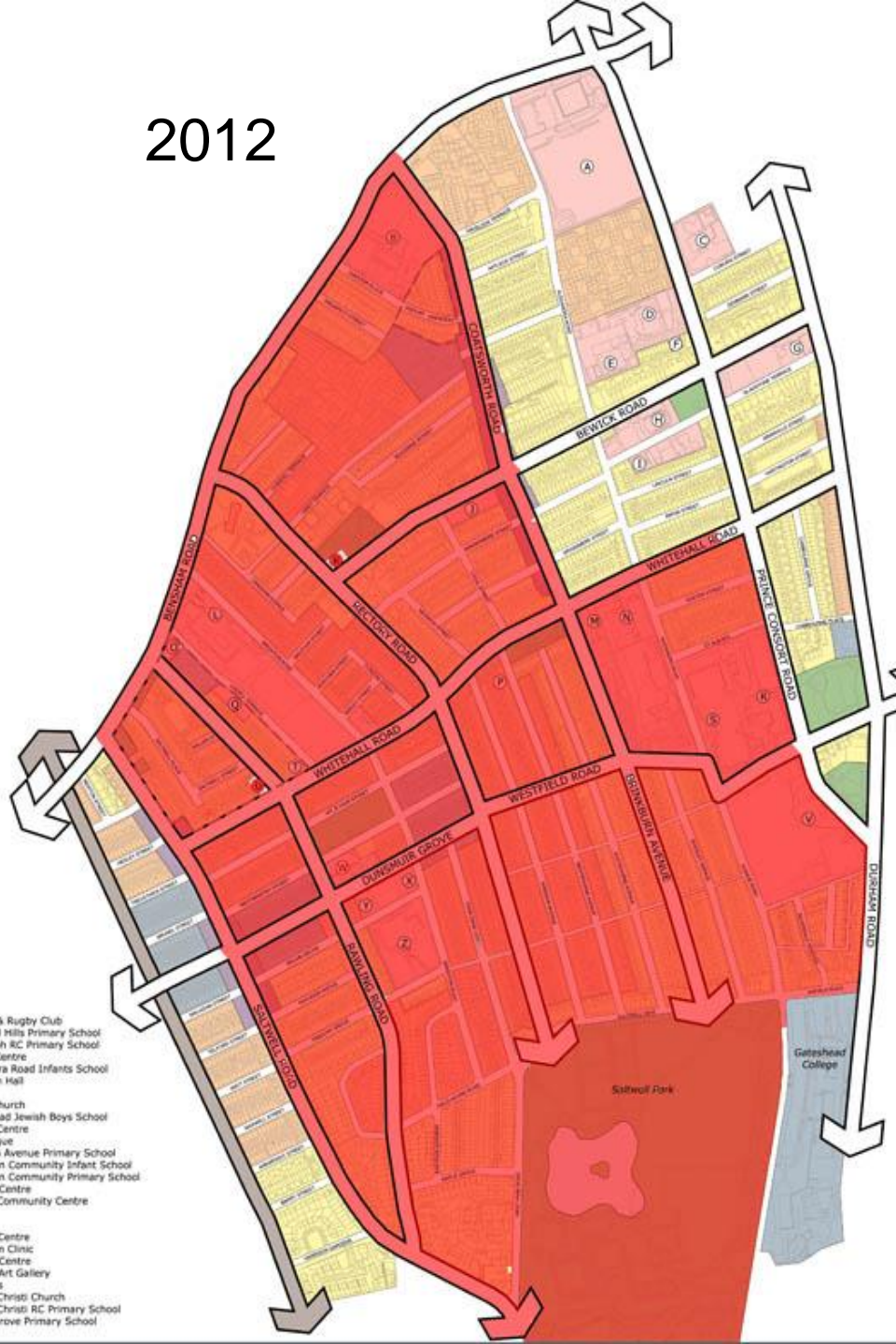


Image credit: Panganai Svtowa, 'the 4Cs, Climate Change Community Champions', 2013

2010



2012

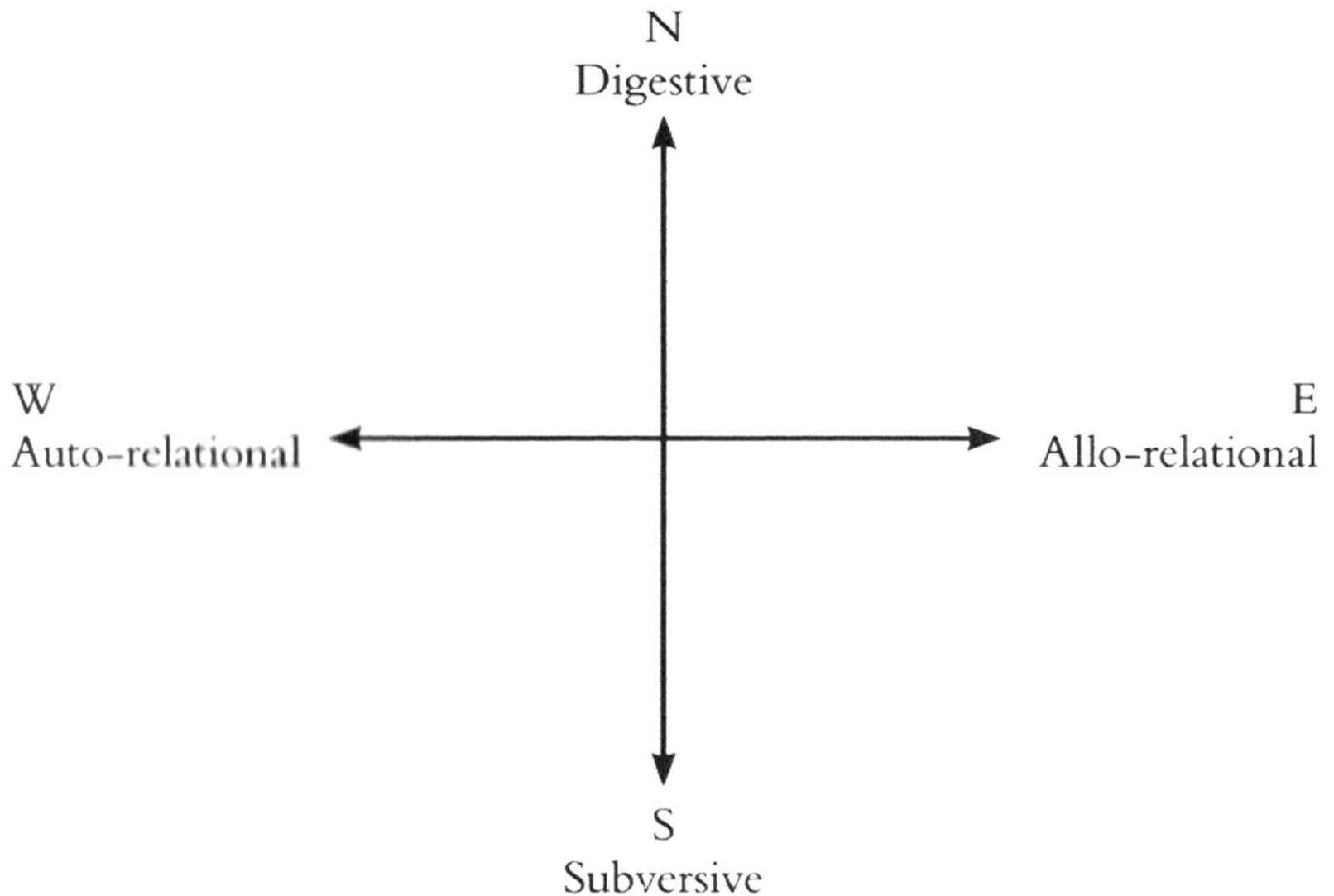


- icket & Rugby Club
- ndmill Hills Primary School
- Joseph RC Primary School
- alth Centre
- ixandra Road Infants School
- gdom Hall
- tel
- rist Church
- teahed Jewish Boys School
- wick Centre
- nagogue
- ghton Avenue Primary School
- edmon Community Infant School
- edmon Community Primary School
- idical Centre
- ilim Community Centre
- rseley
- rmary
- ture Centre
- nsham Clinic
- idical Centre
- isplay Art Gallery
- Chads
- rpus Christi Church
- rpus Christi RC Primary School
- lvin Grove Primary School

The background of the slide is a light gray architectural floor plan or site plan, showing various rectangular blocks and corridors, tilted at an angle.

‘Repressive Tolerance’ - 'a hegemonic strategy neutralises undesirable ideas by granting them a place'

Marcuse, H (1965) 'Repressive Tolerance' in '*Community Art: The Politics of Trespassing*' edited by Paull de Bruyne and Pascal Gielen, p. 29,



Gielen, P (2011) 'Mapping Community Art' in De Bruyne P and Gielen, P (ed.),
'Community Art: The Politics of Trespassing'

Ben Jones
ben.jones@ncl.ac.uk

